



TRANSPORTATION CABINET

Frankfort, Kentucky 40622
www.transportation.ky.gov/

Steven L. Beshear
Governor

Michael W. Hancock, P.E.
Secretary

August 9, 2013

CALL NO. 439
CONTRACT ID NO. 131045
ADDENDUM # 1

Subject: Hopkins-Webster Counties, 121GR13D045
Letting August 16, 2013

- (1) Revised - Typical Section - Page 11 of 81
- (2) Revised - General Summary - Pages 13-14 of 81
- (3) Revised - Traffic Control - Pages 24-29 of 81
- (4) Revised - Typical Section - Page 30 of 81
- (5) Revised - Special Note - Pages 40, 41 & 44 of 81
- (6) Revised - Bid Items - Page 81 of 81

Proposal revisions are available at <http://transportation.ky.gov/Construction-Procurement/>.

If you have any questions, please contact us at 502-564-3500.

Sincerely,

A handwritten signature in blue ink that reads "Ryan Griffith".

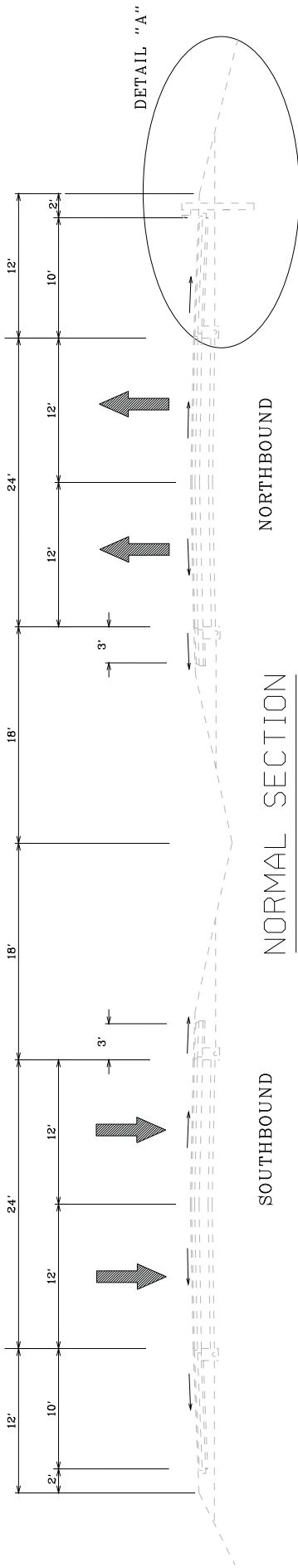
Ryan Griffith
Acting Director
Division of Construction Procurement

RG:ks
Enclosures

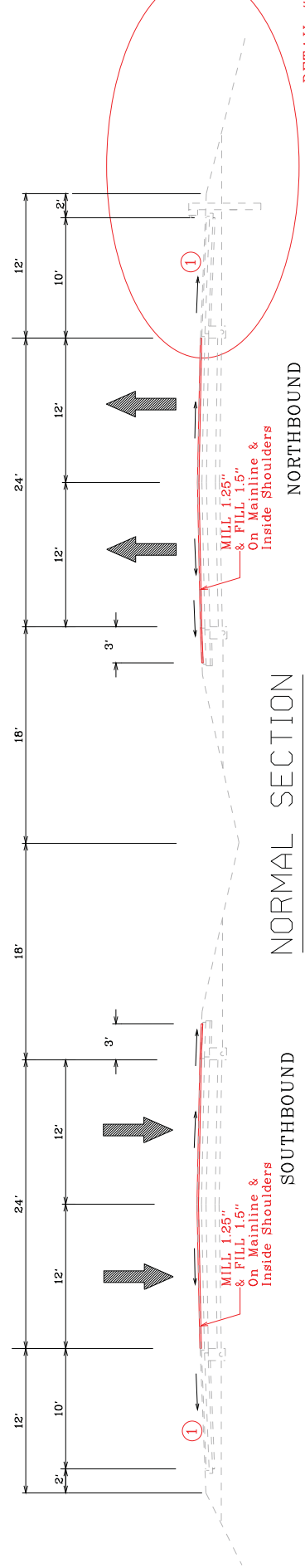


An Equal Opportunity Employer M/F/D

ED BREATHITT PARKWAY (EB 9004) EXISTING TYPICAL SECTIONS



PROPOSED TYPICAL SECTIONS

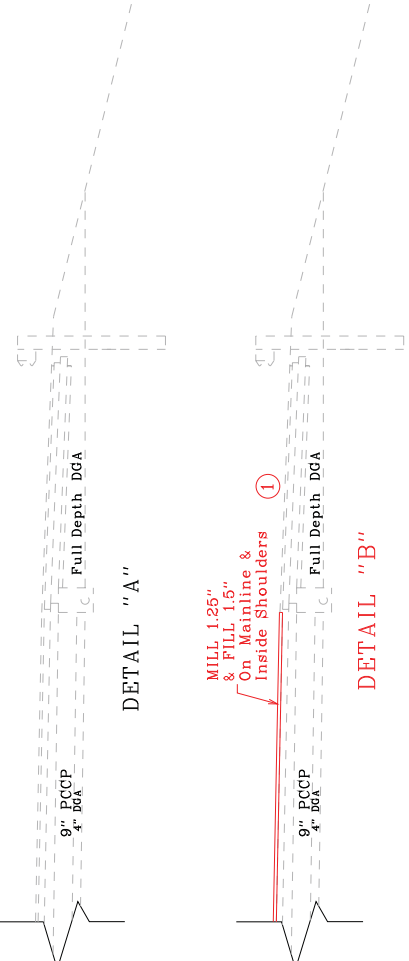


PAVEMENT REHABILITATION

DRIVING LANES & INSIDE SHOULDERS
SURFACE -- 1.5" CL4 ASPHALT SURFACE Ø.150A PG76-22
1.25" ASPHALT MILLING AND TEXTURE

NOTES:
Sawed Rumble Strips required on inside and outside shoulders.
Refer to Std. Drawing TPM 105-02 arrangement "C" for mainline pavement markings and markers.

- ① Asphalt Seal Coat and Asphalt Seal Aggregate required on existing paved 10' of outside shoulders.
One application at a rate of:
20 LBS/SQ YD Item 100 ASPHALT SEAL AGGREGATE
2.4 LBS/SQ YD Item 103 ASPHALT SEAL COAT



EB9004 - MP 53.11 - MP 59.289 HOPKINS AND WEBSTER COUNTY ITEM NUMBER: 2-2065 GENERAL SUMMARY			
ITEM NUMBER	ITEM	QUANTITY	UNIT
HOPKINS COUNTY NB			
2562	SIGNS	190	SF
2650	MAINTAIN & CONTROL TRAFFIC	1	LS
335	CL4 ASPH SURF 0.50A PG76-22	3,365	TON
2676	MOBILIZATION FOR MILL & TEXT	1	LS
2677	ASPHALT PAVE MILLING & TEXTURING	2,805	TON
3240	BASE FAILURE REPAIR	135	SQYD
20314ED	MILLED RUMBLE STRIPS	20,000	LF
01010	NON-PERFORATED PIPE-4 IN	800	LF
02775	ARROW PANEL	1	EACH
02671	PORTABLE CHANGEABLE MESSAGE SIGN	2	EACH
02654	TRUCK MOUNTED ATTENUATOR	1	EACH
6556	PAVE STRIPING-DUR TY 1-6 IN W	13,000	LF
6557	PAVE STRIPING-DUR TY 1-6 IN Y	10,000	LF
6510	PAVE STRIPING-TEMP PAINT-4 IN	15,000	LF
100	ASPHALT SEAL AGGREGATE	111	TON
103	ASPHALT SEAL COAT	14	TON
6600	REMOVE PAVEMENT MARKER TYPE V	110	EACH
6592	PAVEMENT MARKER TYPE V-B W/R	100	EACH
6593	PAVEMENT MARKER TYPE V-B Y/R	90	EACH
6573	PAVE MARKING-THERMO STR ARROW	3	EACH
1982	DELINEATOR FOR GUARDRAIL-WHITE	100	EACH
2569	DEMobilIZATION	1	LS
1983	DELINEATOR FOR GUARDRAIL-YELLOW	30	EACH
10030NS	ASPHALT ADJUSTMENT	8,107	DOLL
10020NS	FUEL ADJUSTMENT	4,600	DOLL
HOPKINS COUNTY SB			
2562	SIGNS	190	SF
2650	MAINTAIN & CONTROL TRAFFIC	1	LS
335	CL4 ASPH SURF 0.50A PG76-22	3,365	TON
2677	ASPHALT PAVE MILLING & TEXTURING	2,805	TON
20314ED	MILLED RUMBLE STRIPS	20,000	LF
22628NN	DROP BOX INLET-MOD	10	EACH
6556	PAVE STRIPING-DUR TY 1-6 IN W	13,000	LF
6557	PAVE STRIPING-DUR TY 1-6 IN Y	10,000	LF
6510	PAVE STRIPING-TEMP PAINT-4 IN	15,000	LF
100	ASPHALT SEAL AGGREGATE	111	TON
103	ASPHALT SEAL COAT	14	TON
6600	REMOVE PAVEMENT MARKER TYPE V	110	EACH
6592	PAVEMENT MARKER TYPE V-B W/R	100	EACH
6593	PAVEMENT MARKER TYPE V-B Y/R	90	EACH
6573	PAVE MARKING-THERMO STR ARROW	3	EACH
1982	DELINEATOR FOR GUARDRAIL-WHITE	100	EACH
1985	DELINEATOR FOR BARRIER-YELLOW	30	EACH
2569	DEMobilIZATION	1	LS
10030NS	ASPHALT ADJUSTMENT	22,839	DOLL
10020NS	FUEL ADJUSTMENT	12,960	DOLL

Note: Quantities from all summaries have been carried over and included in this General Summary.

EB9004 - MP 53.11 - MP 59.289 HOPKINS AND WEBSTER COUNTY ITEM NUMBER: 2-2065 GENERAL SUMMARY			
ITEM NUMBER	ITEM	QUANTITY	UNIT
WEBSTER COUNTY NB			
2562	SIGNS	190	SF
2650	MAINTAIN & CONTROL TRAFFIC	1	LS
335	CL4 ASPH SURF 0.50A PG76-22	5,900	TON
2676	MOBILIZATION FOR MILL & TEXT	1	LS
2677	ASPHALT PAVE MILLING & TEXTURING	4,900	TON
3240	BASE FAILURE REPAIR	2,176	SQYD
20314ED	MILLED RUMBLE STRIPS	45,400	LF
1010	NON-PERFORATED PIPE-4 IN	800	LF
6556	PAVE STRIPING-DUR TY 1-6 IN W	30,000	LF
6557	PAVE STRIPING-DUR TY 1-6 IN Y	22,800	LF
6510	PAVE STRIPING-TEMP PAINT-4 IN	40,000	LF
100	ASPHALT SEAL AGGREGATE	259	TON
103	ASPHALT SEAL COAT	32	TON
6600	REMOVE PAVEMENT MARKER TYPE V	400	EACH
6592	PAVEMENT MARKER TYPE V-B W/R	350	EACH
1982	DELINEATOR FOR GUARDRAIL-WHITE	300	EACH
1983	DELINEATOR FOR GUARDRAIL-YELLOW	60	EACH
2569	DEMOBILIZATION	1	LS
10030NS	ASPHALT ADJUSTMENT	14,214	DOLL
10020NS	FUEL ADJUSTMENT	8,066	DOLL
WEBSTER COUNTY SB			
2562	SIGNS	190	SF
2650	MAINTAIN & CONTROL TRAFFIC	1	LS
335	CL4 ASPH SURF 0.50A PG76-22	5,900	TON
2676	MOBILIZATION FOR MILL & TEXT	1	LS
2677	ASPHALT PAVE MILLING & TEXTURING	4,900	TON
3240	BASE FAILURE REPAIR	110	SQYD
20314ED	MILLED RUMBLE STRIPS	45,400	LF
02775	ARROW PANEL	1	EACH
02671	PORTABLE CHANGEABLE MESSAGE SIGN	2	EACH
02654	TRUCK MOUNTED ATTENUATOR	1	EACH
6556	PAVE STRIPING-DUR TY 1-6 IN W	30,000	LF
6557	PAVE STRIPING-DUR TY 1-6 IN Y	22,800	LF
6510	PAVE STRIPING-TEMP PAINT-4 IN	40,000	LF
100	ASPHALT SEAL AGGREGATE	259	TON
103	ASPHALT SEAL COAT	32	TON
6600	REMOVE PAVEMENT MARKER TYPE V	400	EACH
6592	PAVEMENT MARKER TYPE V-B W/R	350	EACH
1982	DELINEATOR FOR GUARDRAIL-WHITE	300	EACH
1985	DELINEATOR FOR BARRIER-YELLOW	60	EACH
2569	DEMOBILIZATION	1	LS
10030NS	ASPHALT ADJUSTMENT	14,214	DOLL
10020NS	FUEL ADJUSTMENT	8,066	DOLL

Note: Quantities from all summaries have been carried over and included in this General Summary.

**TRAFFIC CONTROL PLAN
HOPKINS AND WEBSTER COUNTIES
Ed Breathitt Parkway
FD04 SPP 054 9004 053-056
FD04 SPP 117 9004 055-060
Item Nos. 2-2065**

<p>THIS PROJECT IS A FULLY CONTROLLED ACCESS HIGHWAY</p>

TRAFFIC CONTROL GENERAL

Except as provided herein, "Maintain and Control Traffic" shall be in accordance with the 2012 Standard Specifications and the Standard Drawings, current editions. Except for the roadway and traffic control bid items listed, all items of work necessary to maintain and control traffic will be paid at the lump sum bid price to "Maintain and Control Traffic". All lane closures used on the Project will be in compliance with the appropriate Standard Drawings. Do NOT use cones other than grabber cones for lane closures or shoulder closures (Drums will be used for lane closure tapers).

Contrary to Section 106.01, traffic control devices used on this project may be new, or used in like new condition at the beginning of the work and maintained in like new condition until completion of the work. Traffic control devices will conform to current MUTCD.

Reduce the speed limit in work areas to 55 miles per hour (35 miles per hour for ramps) and establish double fines for work zone speeding violations. The extent of these areas within the project limits will be restricted to the proximity of actual work areas as determined by the Engineer. Notify the Engineer a minimum of 12 hours prior to using the double fine signs. At the beginning of the work zone, the "WARNING FINE DOUBLED IN WORK ZONE" signs will be dual mounted. At the end of the work zone, the "END DOUBLE FINE" signs will be dual mounted as well. Remove or cover the signs when the highway work zone does not have workers present for more than a two-hour period of time. Payment for the signs will be at the unit bid price for signs erected. Any relocation or covering of the signs will be incidental to "Maintain and Control Traffic," lump sum.

PROJECT PHASING & CONSTRUCTION PROCEDURES

No lane closures are allowed on the following dates:

July 4, 2013

August 31 -September 2, 2013

The contractor shall close the on and off ramps concurrently in one direction at the KY 138 interchange to complete ramp work. The two concurrent ramps may only be closed a maximum of 12 hours. The Contractor is required to submit, in writing, one week notice of scheduled ramp closures for approval by the Engineer. The Department will provide additional Variable Message

Traffic Control Plan
Hopkins and Webster County
Ed Breathitt Parkway
Page 2 of 6

Boards for the Ramp Closures. The contractor will provide all other required signage and Type III Barricades to close the ramps. No additional payment will be made for the traffic control, labor and equipment for closure of the ramps, but shall be incidental to Maintain and Control Traffic.

The Engineer may specify additional days and hours when lane closures are not allowed. Traffic may be reduced to one lane in each direction at all other times.

All diversions to access ramps in areas of lane closures shall be approved by the Engineer prior to implementing the particular lane closure

Note that lane closures are required for the project. Stripe and taper according to the MUTCD and Standard Drawings.

Grabber cones shall be used in lieu of Drums on this project in the lane closures, Drums will still be used for the lane closure tapers. This shall be incidental to MAINTAIN AND CONTROL TRAFFIC.

During the days and hours when a lane closure is allowed, implement the following procedures: Maintain traffic as specified in the phasing notes and typical sections.

Maintain a minimum of one traffic lane (mainline) in each direction at all times during construction. The clear lane width shall be 11 Feet. If traffic should be stopped due to construction operations, and a school bus on an official run arrives on the scene, the Contractor shall make provisions for the passage of the bus as quickly as possible. Do not allow traffic to drive on milled surfaces. Inlay milled areas with asphalt surface prior to opening a lane to traffic. Before opening a closed lane to traffic, allow time for the new pavement to cool sufficiently to prevent deformation by traffic. Correct any deformed pavement as directed by the Engineer at no additional cost to the Department.

The contractor must notify the Engineer at least fourteen (14) days prior to the beginning of each construction phase in either direction. **The contractor must open the completed base failure repairs up to traffic at least seven (7) days before continuing with the mill and inlay operation (Phase III).**

PHASE I

Close the inside lanes to traffic. Complete Base Failure repairs as shown in proposal in the inside lanes. Place temporary striping in inside lanes where there are Base Failure repairs.

PHASE II

Shift traffic to the inside lanes and close the outside lanes to traffic. Complete Base Failure repairs as shown in proposal in the outside lanes. Place temporary striping in

Traffic Control Plan
Hopkins and Webster County
Ed Breathitt Parkway
Page 3 of 6

outside lanes where there are Base Failure repairs.

PHASE III

Close the inside lanes to traffic. Mill 1.25 inches and place 1.5 inches of surface pavement for inside driving lanes and shoulders. Place permanent striping in inside lanes. Ramp work can be done in this phase.

PHASE IV

Shift traffic to the inside lanes and close the outside lanes to traffic. Mill 1.25 inches and place 1.5 inches surface pavement on the outside driving. Place permanent striping in outside lanes. All ramp work will be completed by the end of this phase.

LANE CLOSURES

Limit the lengths of lane closures to only that needed for actual operations in accordance with the phasing specified herein, or as directed by the Engineer with a minimum of one mile between successive lane closures. Contrary to section 112, lane closures will **NOT** be measured for payment, but are considered incidental to "Maintain and Control Traffic," lump sum.

Prior to beginning work obtain the Engineer's approval of a schedule of lane closures. Immediately notify the Engineer and obtain prior approval of any proposed deviations from the approved schedule. The Department will prepare a Public Information Plan and Public Notification.

SIGNS

Additional traffic control signs in addition to normal lane closure signing detailed on the Standard Drawings may be required by the Engineer. Additional signs needed for lane closures may include, but are not limited to, dual mounted TRUCKS USE LEFT/RIGHT LANE, LEFT/RIGHT LANE CLOSED 1 MILE, LEFT/RIGHT LANE CLOSED 2 MILE, LEFT/RIGHT LANE CLOSED 3 MILE, SLOWED/STOPPED TRAFFIC AHEAD. Signage for reduced speed limits and double fine work zones will be furnished, relocated, and maintained by the Contractor.

Contrary to section 112, Individual signs will be measured only once for payment, regardless of how many times they are set, reset, removed, and relocated during the duration of the project. Replacements for damaged signs or signs directed to be replaced by the Engineer due to poor legibility or reflectivity will not be measured for payment.

A quantity of signs has been included for lane shifts, "Roadwork Ahead" signs on entrance ramps, and extra double fine signs and speed limit signs between interchanges to be paid only once no matter how many times they are moved or relocated.

Traffic Control Plan
Hopkins and Webster County
Ed Breathitt Parkway
Page 4 of 6

BARRICADES

Barricades used in lieu of barrels and cones for channelization or delineation will be incidental to Maintain and Control Traffic according to Section 112.04.01. Contrary to Section 112.04.04, Barricades used to protect pavement removal areas will also be incidental to Maintain and Control Traffic.

FLASHING ARROWS

Flashing arrows will be paid for once, no matter how many times they are moved or relocated. The Department **WILL NOT** take possession of the flashing arrows upon completion of the work.

PORTABLE CHANGEABLE MESSAGE SIGNS

Provide portable changeable message signs (PCMS) in advance of and within the project at locations to be determined by the Engineer. If work is in progress concurrently in both directions, or if more than one lane closure is in place in the same direction of travel, provide additional PCMS. Place PCMS one mile in advance of the anticipated queue at each lane closure. As the actual queue lengthens and/or shortens relocate or provide additional PCMS so that traffic has warning of slowed or stopped traffic at least one mile but not more than two miles before reaching the end of the actual queue. The locations designated may vary as the work progresses. The messages required to be provided will be designated by the Engineer. The PCMS will be in operation at all times. In the event of damage or mechanical/electrical failure, the contractor will repair or replace the PCMS immediately. PCMS will be paid for once, no matter how many times they are moved or relocated. The Department **WILL NOT** take possession of the signs upon completion of the work.

TRUCK MOUNTED ATTENUATORS

Furnish and install MUTCD approved truck mounted attenuators (TMA) in advance of work areas when workers are present less than 12 feet from traffic. If there is less than 500 feet between work sites, only a single TMA will be required at a location directed by the Engineer. Locate the TMAs at the individual work sites and move them as the work zone moves within the project limits. All details of the TMA installations shall be approved by the Engineer. TMAs will be paid for once, no matter how many times they are moved or relocated. The Department **WILL NOT** take possession of the TMAs upon completion of the work.

PAVEMENT MARKINGS

If lane closures are in place during nighttime hours, remove or cover the lenses of raised pavement markers that do not conform to the traffic control scheme in use, or as directed by the Engineer. Replace or uncover lenses before a closed lane is reopened to traffic. No direct payment will be made for removing and replacing or covering and uncovering the lenses, but will be incidental to "Maintain and Control Traffic," lump sum.

Traffic Control Plan
Hopkins and Webster County
Ed Breathitt Parkway
Page 5 of 6

Place temporary and permanent striping in accordance with Section 112, except that:

1. Permanent striping will be 6" in width
2. If the contractor's operations or phasing requires temporary markings which must be subsequently removed from the ultimate pavement, an approved removable lane tape will be used; however removable tape will be measured and paid as Pavement Striping-Temporary Paint 4"
3. Edge lines will be required for temporary striping
4. Existing, temporary, or permanent striping will be in place before a lane is opened to traffic
5. Place permanent striping on bridge decks and pavement within the project limits.
6. Permanent striping will be Durable Waterborne Markings

Should the Contractor change the existing striping pattern, the Contractor is to restripe the roadway back to its original configuration after a certain period of time especially if no work is anticipated for a period of time (i.e. Winter shutdown).

PAVEMENT EDGE DROP-OFFS

Pavement edge drop-offs will be protected by a lane or shoulder closure. Lane closures will be protected with plastic drums, vertical panels, or barricades as shown on the Standard Drawings.

Pavement edges that traffic is not expected to cross, except accidentally, shall be treated as follows:

Less than 2" – Protect with a lane closure.

2" to 4" – Protect with a lane closure. Place plastic drums, vertical panels, or barricades every 50 feet. Cones may not be used in place of plastic drums, panels, and barricades at any time. Construct a wedge with compacted cuttings from milling, trenching, or asphalt mixtures with a 3:1 or flatter slope, when work is not active in the drop-off area. Place Type III Barricades at the beginning of the lane closures, and place additional Type III Barricades spaced at 2,500 feet during the time the lane closure is in place.

Greater than 4" – Pavement Repair areas – In areas where pavement is to be removed, work should proceed continuously so that traffic is exposed to a drop-off for the minimum amount of time necessary to bring the pavement back up to existing grade. Barrel spacing should be 20 feet and appropriate lighting should be utilized to illuminate the area during nighttime operations.

TRAFFIC COORDINATOR

Designate an employee to be traffic coordinator. The designated Traffic Coordinator must be certified by the American Traffic Safety Services Association (ATSSA). The Traffic Coordinator

Traffic Control Plan
Hopkins and Webster County
Ed Breathitt Parkway
Page 6 of 6

will inspect the project maintenance of traffic once daily, including weekends, during the Contractor's operations and at any time a lane closure is in place. The Traffic Coordinator will report all incidents throughout the work zone to the Engineer on the project. The Contractor will furnish the name and telephone number where the Traffic Coordinator can be contacted at all times.

During any period when a lane closure is in place, the Traffic Coordinator will arrange for personnel to be present on the project at all times to inspect the traffic control, maintain the signing and devices, and relocate portable changeable message boards as queue lengths change. The personnel will have access on the project to a radio or telephone to be used in case of emergencies or accidents.

COORDINATION OF WORK

The Contractor is advised that other projects may be in progress within or in the near vicinity of this project. The traffic control of those projects may affect this project and the traffic control of this project may affect those projects. The Contractor will coordinate the work on this project with the work of the other contractors. In case of conflict, the Engineer will determine the relative priority to give to work phasing on the various projects.

CONTRACTOR'S AND CONTRACTOR'S EMPLOYEES' VEHICLES

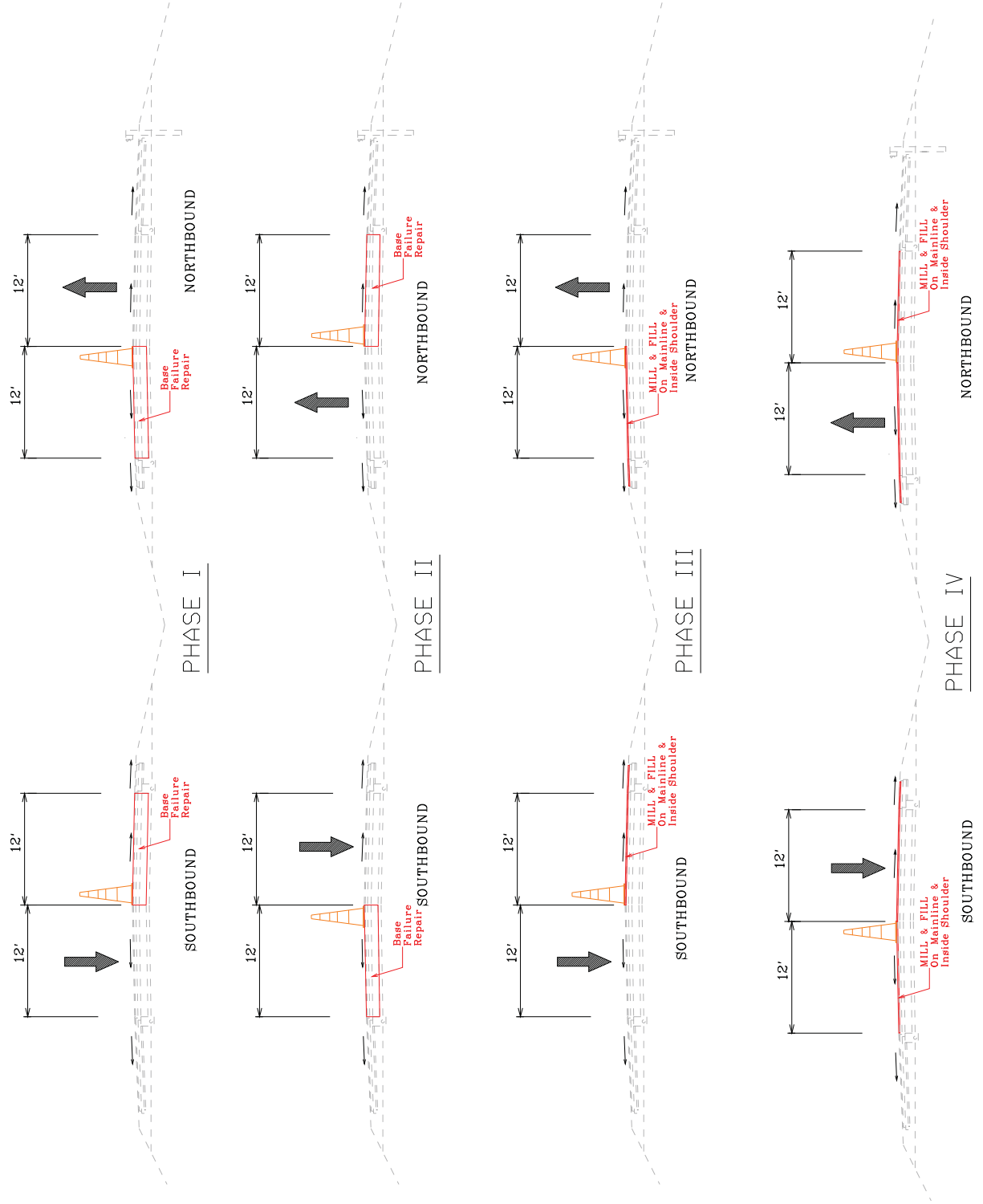
Require Contractor's, vendor's, and employee's vehicles to move only with and not against traffic. Require Contractor's, vendor's, and employee's vehicles to enter and leave work areas only in a manner that will not be hazardous to or interfere with normal traffic. Do not allow Contractor's, vendor's, and employee's vehicles to stop or park except within the protected work zone and staging areas outside the clear zone approved by the Engineer. Require Contractor's, vendor's, and employee's vehicles to change directions only at interchanges and do not allow vehicles to use median crossovers.

ED BREATHITT PARKWAY (EB 9004) MAINTENANCE OF TRAFFIC TYPICAL SECTIONS

COUNTY OF	ITEM NO
HOPKINS & WEBSTER	2-2065

HOPKINS - WEBSTER
121GR13D045

REVISED: 8-9-13
CID: 131045
PAGE 30 OF 81



Note: Grabber Cones shall be used in lieu of Drums on this project in lane closures (Drums will still be used for lane closure tapers). This shall be incidental to MAINTAIN AND CONTROL TRAFFIC.

NOT TO SCALE

EB 9004
MOT TYPICAL SECTIONS

**SPECIAL NOTE FOR
EDGE DRAINS AND HEADWALLS**

HOPKINS - WEBSTER COUNTY

Replace the outlet pipe from the edge drain to the outlet headwall. Utilize a solid wall non-perforated pipe. Back fill the pipe with flowable fill up to 4 inches from the existing surface on the shoulder. Fill the top 4 inches in the shoulder with asphalt surface. Areas outside of the shoulder, backfill the outlet pipe with flowable fill to within 8 inches of the existing grade. Backfill the top 8 inches with soil to allow for growth of permanent vegetation. Seed the area with an approved seed mixture & applicable erosion control. This work must be completed prior to the Chip & Seal Operation on the Shoulder. #23 stone shall be placed around the headwall matching standard drawing RDP-010-08, approximately 1 ton per box.

All work as described above including all labor, materials & equipment is incidental to the pay item "4 inch non-perforated pipe".

**SPECIAL NOTE FOR
DROP BOX INLET – MOD.
MEDIAN BOXES**

HOPKINS - WEBSTER COUNTY

This bid item is to repair and modify the existing drop boxes to conform to a drop box inlet type 5A matching standard RDB-005-08. The drop box inlet tops need to fit the existing cross slopes of the median. This item includes all the fabrication, labor, removal of old material, grading of median, materials, and grates. All this shall be incidental to the bid item per box.

**SPECIAL NOTE FOR
ASPHALT MILLING AND TEXTURING**

HOPKINS - WEBSTER COUNTY

Begin paving operations within **48 hours** of commencement of the milling operation. Continue paving operations continuously until completed. If paving operations are not begun within this time period, liquidated damages will be assessed at the rate prescribed by Section 108.09 of the current Standard Specifications until such time as paving operations are begun. Milling & Paving operations must be completed that prevents uneven payment with adjacent lanes. Paving must be completed before lane closures are pulled up.

Contrary to Section 408 of the current Standard Specifications, the material obtained from the milling operations shall become the property of the Department. Deliver this material to the State Maintenance facilities listed unless otherwise stated in the contract.

5,000 Tons – Union County

7,000 Tons – Ohio County

1,000 Tons – Hancock County

1,000 Tons – Daviess County

Remaining to be sent to Webster County

The Contractor, at his option, may elect to keep the remaining material at an agreed cost of \$7.50 per ton. The cost to the Contractor for this material will be deducted from money due on the Contract.

Notice to Contractor

Transfer of millings to the state maintenance facility is considered a part of the construction project, therefore truck operators are subject to receiving prevailing wages.

PROPOSAL BID ITEMS

Report Date 8/9/13

Section: 0001 - ROADWAY

LINE	BID CODE	ALT	DESCRIPTION	QUANTITY	UNIT	UNIT PRICE	FP	AMOUNT
0010	00100		ASPHALT SEAL AGGREGATE	740.00	TON		\$	
0020	00103		ASPHALT SEAL COAT	92.00	TON		\$	
0030	00335		CL4 ASPH SURF 0.50A PG76-22	18,530.00	TON		\$	
0040	01010		NON-PERFORATED PIPE-4 IN ADDED: 8-9-13	1,600.00	LF		\$	
0050	01982		DELINEATOR FOR GUARDRAIL MONO DIRECTIONAL WHITE	800.00	EACH		\$	
0060	01983		DELINEATOR FOR GUARDRAIL MONO DIRECTIONAL YELLOW	120.00	EACH		\$	
0070	01985		DELINEATOR FOR BARRIER - YELLOW	30.00	EACH		\$	
0080	02562		TEMPORARY SIGNS	760.00	SQFT		\$	
0090	02650		MAINTAIN & CONTROL TRAFFIC	2.00	LS		\$	
0100	02654		TRUCK MOUNTED ATTENUATOR ADDED: 8-9-13	2.00	EACH		\$	
0110	02671		PORTABLE CHANGEABLE MESSAGE SIGN	4.00	EACH		\$	
0120	02676		MOBILIZATION FOR MILL & TEXT	2.00	LS		\$	
0130	02677		ASPHALT PAVE MILLING & TEXTURING	15,410.00	TON		\$	
0140	02775		ARROW PANEL ADDED: 8-9-13	2.00	EACH		\$	
0150	03240		BASE FAILURE REPAIR	2,421.00	SQYD		\$	
0160	06510		PAVE STRIPING-TEMP PAINT-4 IN	110,000.00	LF		\$	
0170	06556		PAVE STRIPING-DUR TY 1-6 IN W	86,000.00	LF		\$	
0180	06557		PAVE STRIPING-DUR TY 1-6 IN Y	65,600.00	LF		\$	
0190	06573		PAVE MARKING-THERMO STR ARROW	6.00	EACH		\$	
0200	06592		PAVEMENT MARKER TYPE V-B W/R	900.00	EACH		\$	
0210	06593		PAVEMENT MARKER TYPE V-B Y/R	180.00	EACH		\$	
0220	06600		REMOVE PAVEMENT MARKER TYPE V	1,020.00	EACH		\$	
0230	10020NS		FUEL ADJUSTMENT	33,692.00	DOLL	\$1.00	\$	\$33,692.00
0240	10030NS		ASPHALT ADJUSTMENT	59,374.00	DOLL	\$1.00	\$	\$59,374.00
0250	20314ED		MILLED RUMBLE STRIPS	130,800.00	LF		\$	
0260	22628NN		DROP BOX INLET-MOD	10.00	EACH		\$	

Section: 0002 - DEMOBILIZATION

LINE	BID CODE	ALT	DESCRIPTION	QUANTITY	UNIT	UNIT PRICE	FP	AMOUNT
0270	02569		DEMOBILIZATION	1.00	LS		\$	